


30CGG_OVD MsTeams

Join the 30CGG_OVD Team
Tutorial

[#30 Colloquium of Generative
Grammar [Oviedo, 12-14.05.2021]]



Universidad de Oviedo
Universidá d'Uviéu
University of Oviedo

Facultad de Filosofía y Letras
Departamento de Filología Española



Fundación Universidad de Oviedo





Before registering

- Teams can be directly accessed and used on the web, signing up for free [here](#)
- Downloading the desktop application on your computer is, however, the most advisable way of using MsTeams. You can freely download the application [here](#)
- **IMPORTANT:** For invited/selected speakers, moderators, as well as for attendees to ask questions using their micro/video feed, the desktop app option is mandatory
- MsTeams can be used with Windows 7 or later versions and macOS X 10.10 or later versions (macOS users may need to modify Camera, Audio and Accessibility permissions in System Preferences; problems with macOS Big Sur have been reported; see [here](#)); Chrome (three later versions), Edge RS2 or later versions, Firefox (three later versions) and Safari. Note that Teams cannot be used any longer with internet Explorer 11. Note also that Linux is not compatible with Live events
- Teams can also be used on a mobile device – Android 4.4. or later versions and iOS 10 or later versions, downloading the mobile app from your favourite app store. It is not possible to use the web app on mobile devices
- **Once registered**, you are a guest of 30CGG_OVD



Accessing the 30CGG_OVD platform



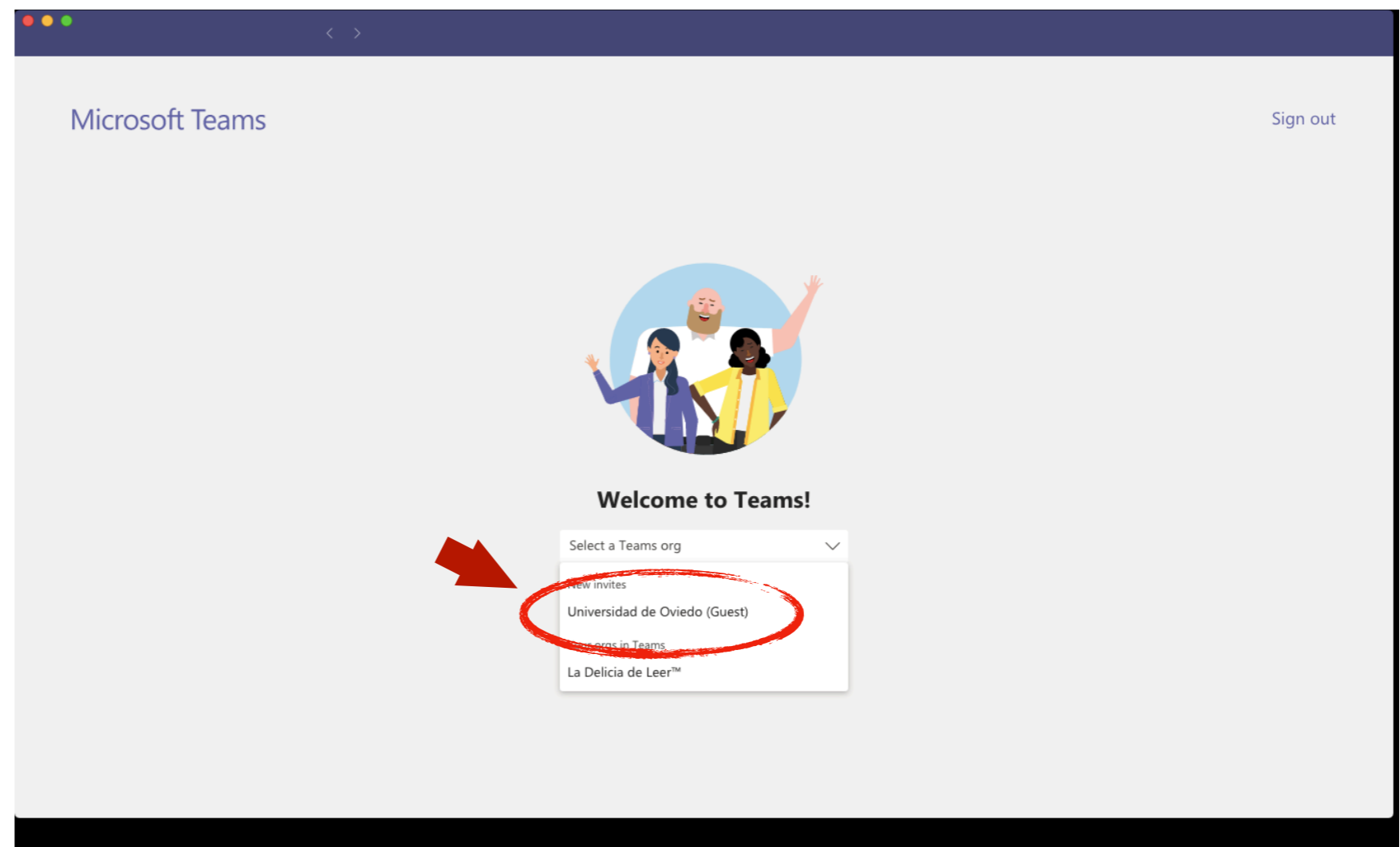
If your institution has not an Office 365 license and you have not previously signed up for a MsTeams account, you are required to do it for accessing 30CGG_OVD, using the same mail that you used for registration.

Once an owner of a MsTeams account, you can access the 30CGG_OVD platform following these steps:

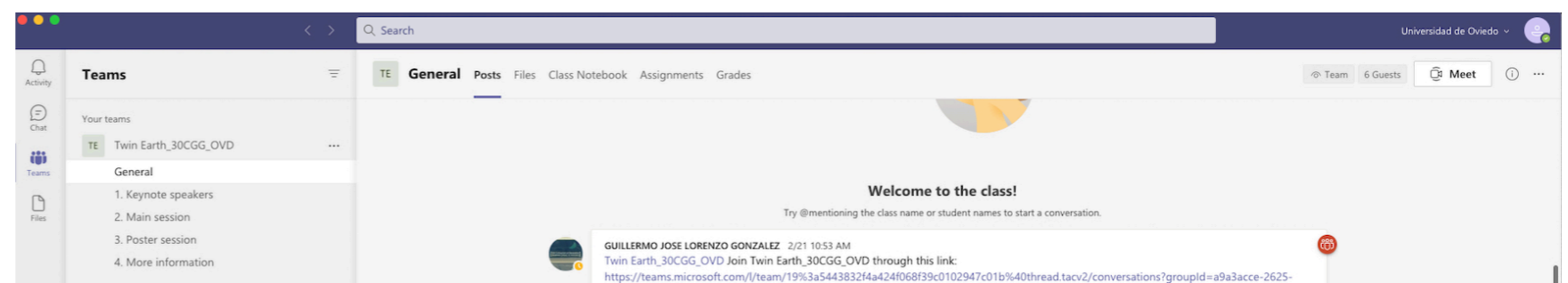


1. Open the MsTeams desktop application or MsTeams webpage
2. Enter your email
3. Enter your MsTeams password

You will be directed to the following screen



4. Select Universidad de Oviedo (Guest)
5. You will directly access the 30CGG_OVD platform



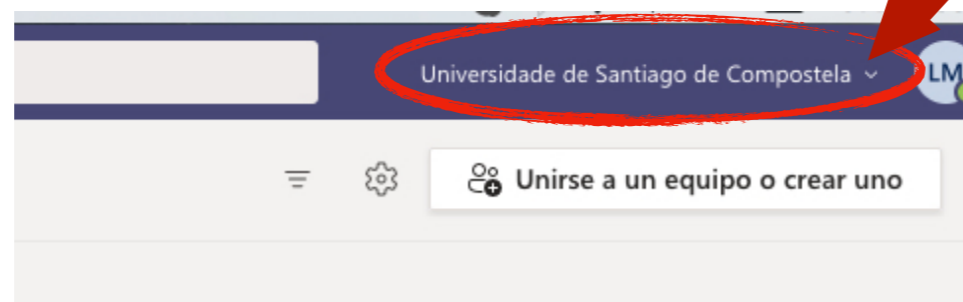


If your institution has an Office 365 license and you have a licensed **MsTeams account**, you can access the **30CGG_OVD** platform following these steps:

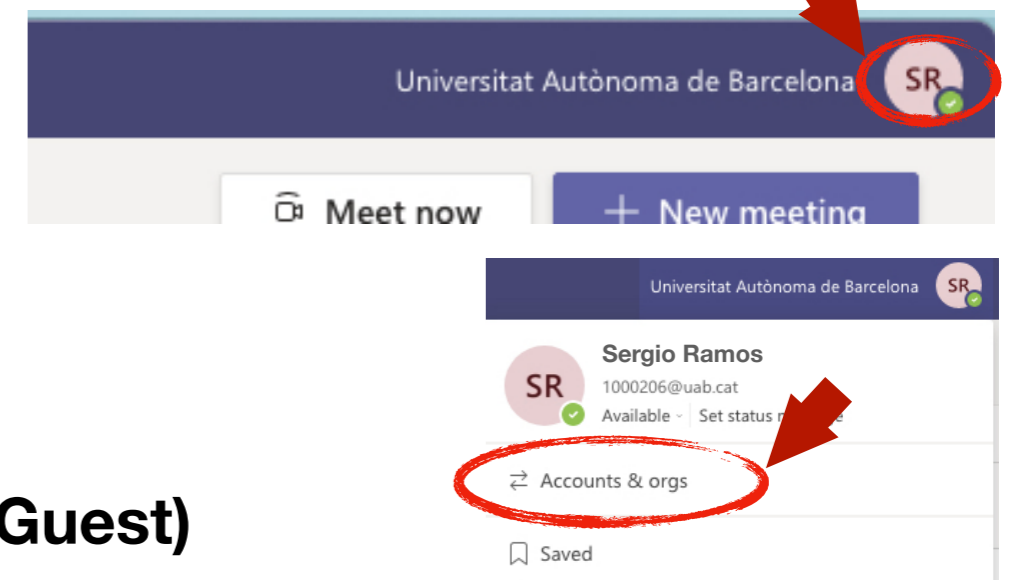


1. Open the MsTeams application as usual
2. In the upper bar, to the right, either:

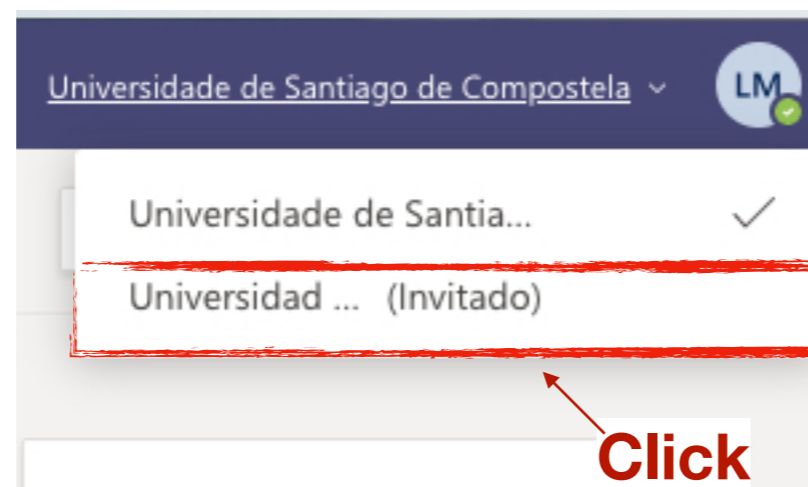
a. the name of your institution will appear along with a drop-down list with access to other institutions where you are a host of a team; or



b. among the options within your personal identity, an 'Accounts & orgs' function will appear with access to other institutions where you are a host of a team



3. Choose Universidad de Oviedo (Guest)



4. You will have access to access to the team 30CGG_OVD



Additionally, shortly before the 30CGG, you will receive a link that allows a more direct access (either through the app or the web) to the 30CGG_OVD platform.

Moreover, you will promptly be receiving the links for each particular Live event or Meeting as well

Remember that access through the MsTeams desktop application is mandatory in some cases and, in general, the recommended the option